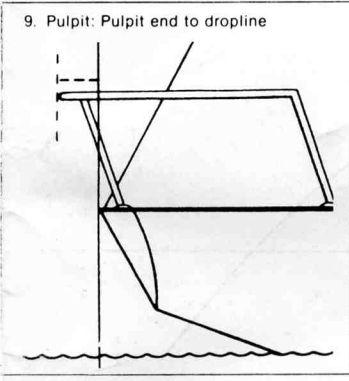
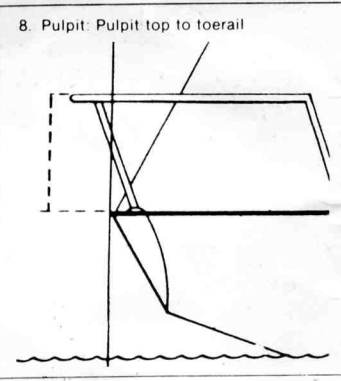
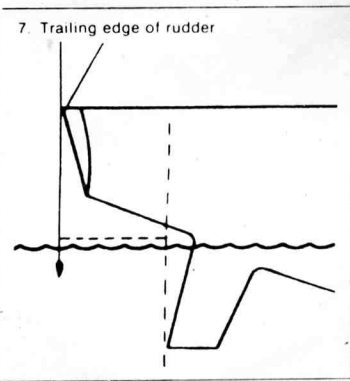
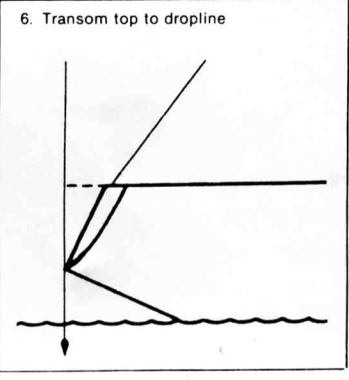
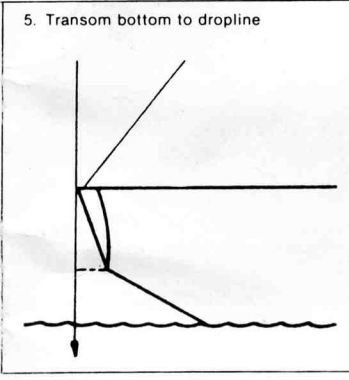
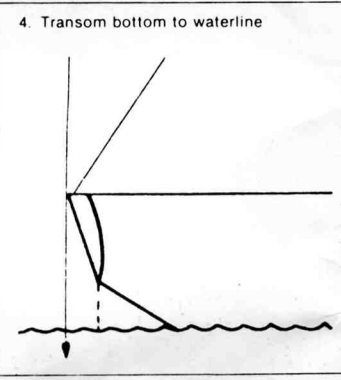
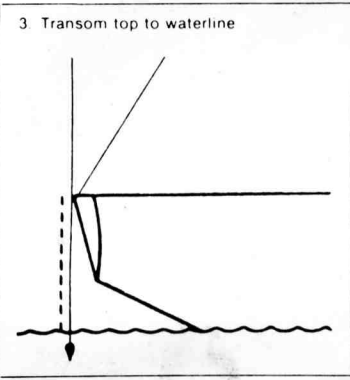
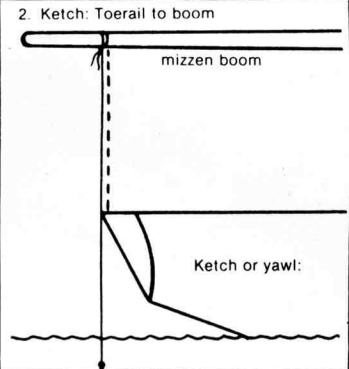
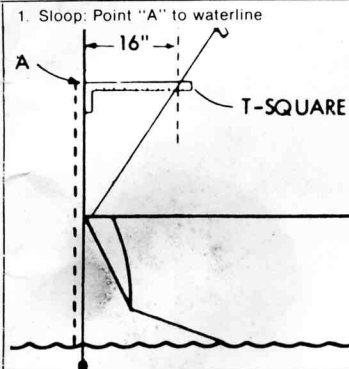


NAME _____
 ADDRESS _____
 PHONE Res _____ Bus _____
 RVG DEALER _____
 BOAT TYPE _____ LOA _____
 RIG _____ DISPL _____ BEAM _____ LWL _____
 BOAT LOCATION _____



STERN DIMENSIONS ARE:
 (in inches)

Fig. 1 _____
 Fig. 2 _____
 Fig. 3 _____
 Fig. 4 _____
 Fig. 5 _____
 Fig. 6 _____
 Fig. 7 _____
 Fig. 8 _____
 Fig. 9 _____

In space below, sketch stern profile. Include, with dimensions, approximate relative location and size of:
 pulpit backstay propeller main rudder taffrail
 toerail chainplate exhaust pipe dinghy and davits mizzen boom

DETAILS OR COMMENTS: